



INLINE DUCT FANS

BIL Series



Now Available with Acoustic Lining also

- **Direct Driven**
- **Light Weight Dynamically Balanced Aluminum Impeller**
- **Rust Resistant All GI Casing**
- **High Quality Long Life Motor**
- **Vibration-Free and Silent Operation**
- **Quick and Easy Installation & Service**

WE MAKE AIR MOVE

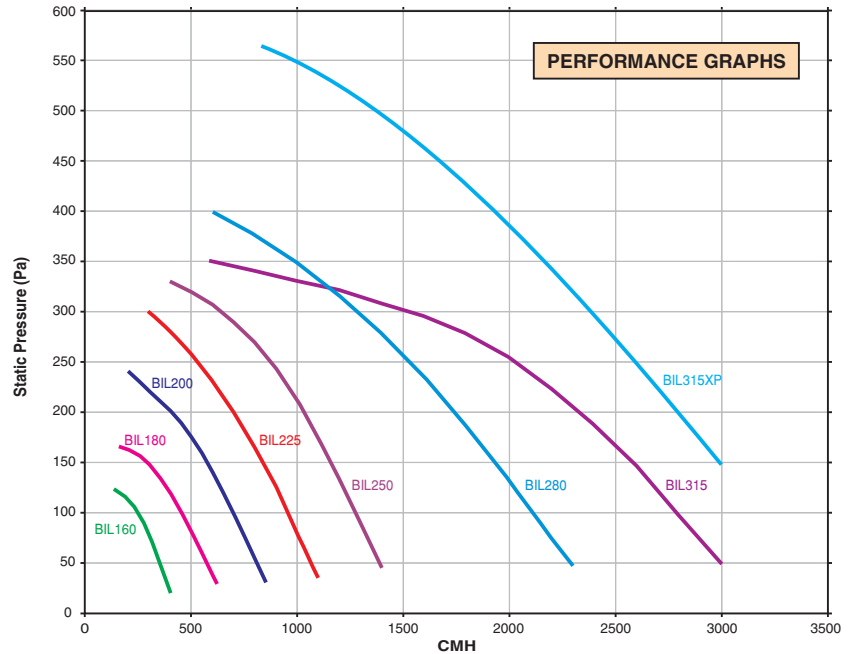
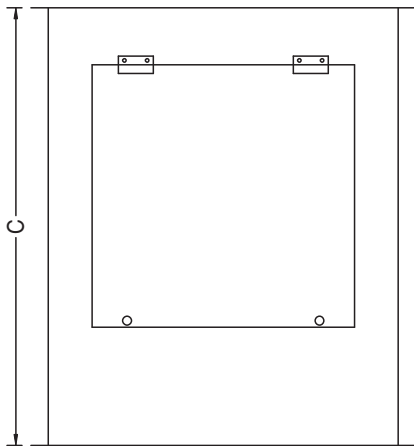
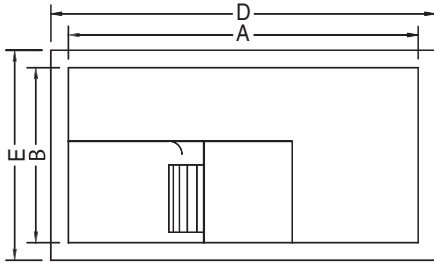
BLOWTECH INLINE DUCT FANS

BIL Series

Blowtech **BIL Series Direct Driven Inline Duct Fans** are an ideal choice for ventilation and exhaust applications requiring smooth, noiseless and vibration-free airflow. Available in 8 sizes from 160mm wheel dia to 315mm, these fans feature all GI casings with a light weight dynamically balanced aluminium impeller. All fans are fitted with high quality long life single phase 230V motors. The casing comes with a hinged access door for inspection and service. The whole impeller, motor and inlet cone assembly can be removed with ease in the unlikely event requiring service.

Dimensions

MODEL	A	B	C	D	E
BIL160	265	150	305	307	192
BIL180	350	200	450	392	242
BIL200	400	200	500	442	242
BIL225	500	250	540	542	292
BIL250	500	300	560	542	342
BIL280	600	300	620	642	342
BIL315	600	350	680	642	392
BIL315XP	600	350	680	642	392



Technical Data

MODEL	Volts	Hz	Phase	Input Watts	RPM	Approx. Wt (Kg.)
BIL160	230	50	1	30	1300	5.8
BIL180	230	50	1	130	1350	10.5
BIL200	230	50	1	170	1250	12.0
BIL225	230	50	1	250	1300	17.0
BIL250	230	50	1	370	1200	21.0
BIL280	230	50	1	450	1200	26.0
BIL315	230	50	1	550	930	30.0
BIL315XP	230	50	1	850	1300	33.0

BLOWTECH AIR DEVICES PVT. LTD.

(An ISO 9001-2000 Certified Company)

A-15, Sector-65, Noida (U.P.), India

Tel. ++91-120-4229300 (4 Lines) Fax ++91-120-4229309

e-mail : blowtech@airtelmail.in web : www.blowtechair.com

